

**From:** Graham Gibbens, Cabinet Member for Adult Social Care and Public Health  
Andrew Scott-Clark, Acting Director of Public Health

**To:** Adult Social Care and Health Cabinet Committee

**Date:** 2<sup>nd</sup> May 2014

**Subject:** Public Health Performance - Adults

**Classification:** Unrestricted

**Summary:** This report provides an overview of Public Health key performance indicators which specifically relate to adults.

Performance is mixed across the suite of indicators; where performance is of concern, Kent Public Health have agreed action plans with providers and will monitor progress monthly. NHS health checks, chlamydia positivity and smoking cessation have all been identified as areas where poor performance is a risk.

**Recommendation(s):** The Adult Social Care and Health Cabinet Committee is asked to

- agree to the additional Public Health indicators for future reports.
- agree to an additional indicator surrounding weight management services

## 1. Introduction

- 1.1 This report provides an overview of the key performance indicators for Kent Public Health which relate to services for adults; the report includes a range of national and local performance indicators.
- 1.2 There are a wide range of indicators for Public Health including the indicators contained in the Public Health Outcomes Framework (PHOF). This report will focus on the indicators which are presented to KCC Cabinet, and which are relevant to this committee.
- 1.3 Following the transition of Health services into KCC in April 2013, a Public Health performance framework has been developed and implemented. This systematic focus on performance has identified concerns about the performance of a number of key programmes.
- 1.4 A Public Health Commissioning Framework has been developed to review every model of service inherited since the transfer. This framework identifies public health services, reviews specifications, implements formal contract monitoring processes, to allow commissioners to take action through contractual processes to remedy any areas of under-performance. This may include financial adjustments if agreed targets are not met. The commissioning framework also includes a timetable for re-tendering.

## 2 Performance Indicators

2.1 The performance against the indicators relevant to this committee are laid out below, with more detail available in appendix 1.

Indicator Description	Previous Status	Current Status	Direction of Travel <sup>1</sup>
<b>Prescribed and non-prescribed Data Returns</b>			
NHS Health Checks - Proportion of target offers received a Health Check	Red (Q2 13/14)	Red (Q3 13/14)	↓
Community Sexual Health Services – Proportion of clients accessing GUM offered an appointment to be seen within 48 hours	Green (Q2 13/14)	Green (Q3 13/14)	↑
Community Sexual Health Services – Chlamydia positivity rate per 100,000	Red (Q1 13/14)	Red (Q2 13/14)	↑
Stop Smoking Services – Number of people successfully quitting, having set a quit date	Red (Q2 13/14)	Red (Q3 13/14)	↓
<b>Local Indicator</b>			
Health Trainers – Proportion of new clients against target	Green (Q2 13/14)	Amber (Q3 13/14)	↓

2.2 The provider of NHS Health Checks achieved a planned increase in the number of invites sent out to the eligible population; they have confirmed that all invites were sent out by the end of March. To account for the expected increase in demand following the large volume of invitations, the provider has initiated additional clinics to ensure people can receive their checks in a timely manner.

2.3 Public Health will be working this year to provide active feedback to Clinical Commissioning Groups (CCGs) and local Health & Wellbeing Boards on local results. Alongside this work, Public Health will also be appraising future delivery options with a view to contracts being awarded in December in time for them to start in April 2015. The target remains to achieve a 50% uptake rate this financial year.

2.4 GUM (Genito-urinary Medicine) clinics in Kent consistently offer the majority of clients an appointment within 48 hours, performing above the high target of 95%. GUM service is open access, available to all ages. This indicator is being monitored in quarterly performance monitoring meetings with the commissioned providers.

2.5 Community sexual health services, including GUM and Chlamydia testing, are currently out for tender and new services will be in place for January 2015.

2.6 Concerns have been identified regarding performance in relation to the Chlamydia positivity rate. The provider has implemented an action plan to tackle the shortfall of positivity. This included public health campaign activity, radio messaging, promotional materials and the establishment of improved and focused internal performance measures and targeting of at-risk groups/communities. As detailed above, this service is a part of the Community Sexual Health Services which are currently being tendered.

<sup>1</sup> Key to direction of travel arrows is at Appendix A

- 2.7 Kent Public Health has continued to monitor the poor performance of smoking cessation services in relation to the target number of quits; the provider is attending monthly meetings where an action plan and proposed trajectory will be evaluated.
- 2.8 Work is currently being conducted on modelling smoking cessation service targets for 2014/15, with an emphasis on targeting at CCG level.
- 2.9 The health trainer service continues to engage new clients and work with those in the most deprived areas of Kent; Public Health is working with the provider to move from activity-based metrics towards outcome-focussed indicators.
- 2.10 For 2014/15, it is proposed that the following wider Public Health indicators are presented in future reports:

- Under 75 mortality rates for
  - all cardio-vascular diseases considered preventable
  - all cancer considered preventable
  - liver disease considered preventable
  - respiratory disease considered preventable
- Suicide rate (all ages)
- Proportion of people presenting with HIV at a late stage of infection
- Excess Weight in Adults
- Smoking Prevalence

It should be noted that these are annual figures and will not be presented quarterly. Trend data over previous years will be provided instead.

- 1.3 The Committee is asked to agree to an additional indicator on Kent Public Health commissioned weight management services. Currently options are under development and will be in line with the review of Healthy Weight services currently being conducted by Public Health.

#### **4. Conclusions**

- 4.1 There are on-going performance concerns with NHS health checks, chlamydia positivity rates and smoking cessation services in regards to achieving targets. These are being addressed with commissioned providers in regular performance monitoring meetings and have been escalated to the Acting Director of Public Health and Head of Commissioning.

#### **5. Recommendation(s)**

Recommendation(s): The Adult Social Care and Health Cabinet Committee is asked to:

- agree to the additional Public Health indicators for future reports.
- agree to an additional indicator surrounding weight management services

#### **6. Background Documents**

- 6.1 None

## 7. Contact details

### Report Author

- Karen Sharp: Head of Public Health Commissioning
- 0300 333 6497
- [Karen.sharp@kent.gov.uk](mailto:Karen.sharp@kent.gov.uk)

### Relevant Director:

- Andrew Scott-Clark: Acting Director of Public Health
- 0300 333 5176
- [Andrew.scott-clark@kent.gov.uk](mailto:Andrew.scott-clark@kent.gov.uk)

## Appendix 1:

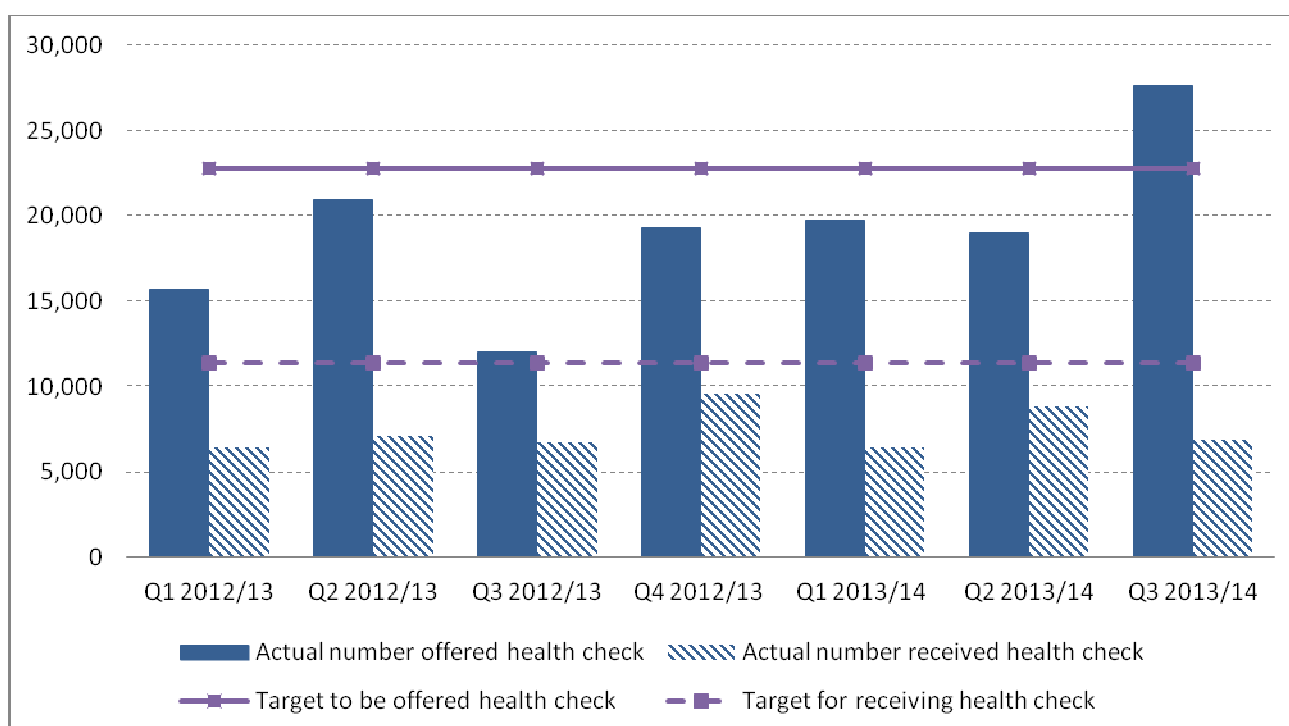
Key to KPI Ratings used:

GREEN	Target has been achieved or exceeded the current National Performance
AMBER	Performance at acceptable level or no difference to the National Performance
RED	Performance is below a pre-defined Floor Standard
↑	Performance has improved relative to targets set
↓	Performance has worsened relative to targets set
↔	Performance has remained the same relative to targets set

Data quality note: Data included in this report is provisional and subject to later change. This data is categorised as management information.

## NHS Health Checks: Proportion of Target offers receiving an NHS Health Check

RED ↓



Trend Data – by quarter	2012/13			2013/14			Full 2013/14
	Q3 (Oct-Dec)	Q4 (Jan-Mar)	Full 2012/13	Q1 (Apr -Jun)	Q2 (Jul-Sep)	Q3 (Oct-Dec)	
Target Offers	22,810	22,811	<b>91,241</b>	22,810	22,810	<b>22,810</b>	91,241
Actual offers	12,033	19,292	<b>67,992</b>	19,761	18,996	<b>27,608</b>	66,365
Target receive	11,405	11,406	<b>45,621</b>	11,405	11,405	<b>11,405</b>	45,621
Actual receive	6,705	9,569	<b>29,845</b>	6,455	8,836	<b>6,924</b>	22,215
% of target offers received	29.4%	42.0%	<b>32.7%</b>	28.3%	38.7%	<b>30.4%</b>	24.3%
RAG Rating	<b>Red</b>	<b>Amber</b>	<b>Red</b>	<b>Red</b>	<b>Red</b>	<b>Red</b>	-
National %	40.5%	48.2%	<b>40.4%</b>	37.4%	45.3%	<b>42.6%</b>	-

### Commentary

The commissioned provider has completed the planned increase in offers sent during Q3 and is on course to achieve the offer target of 91,241; the provider has initiated additional locations and times to ensure this increase is deliverable and people can receive their checks in a timely manner.

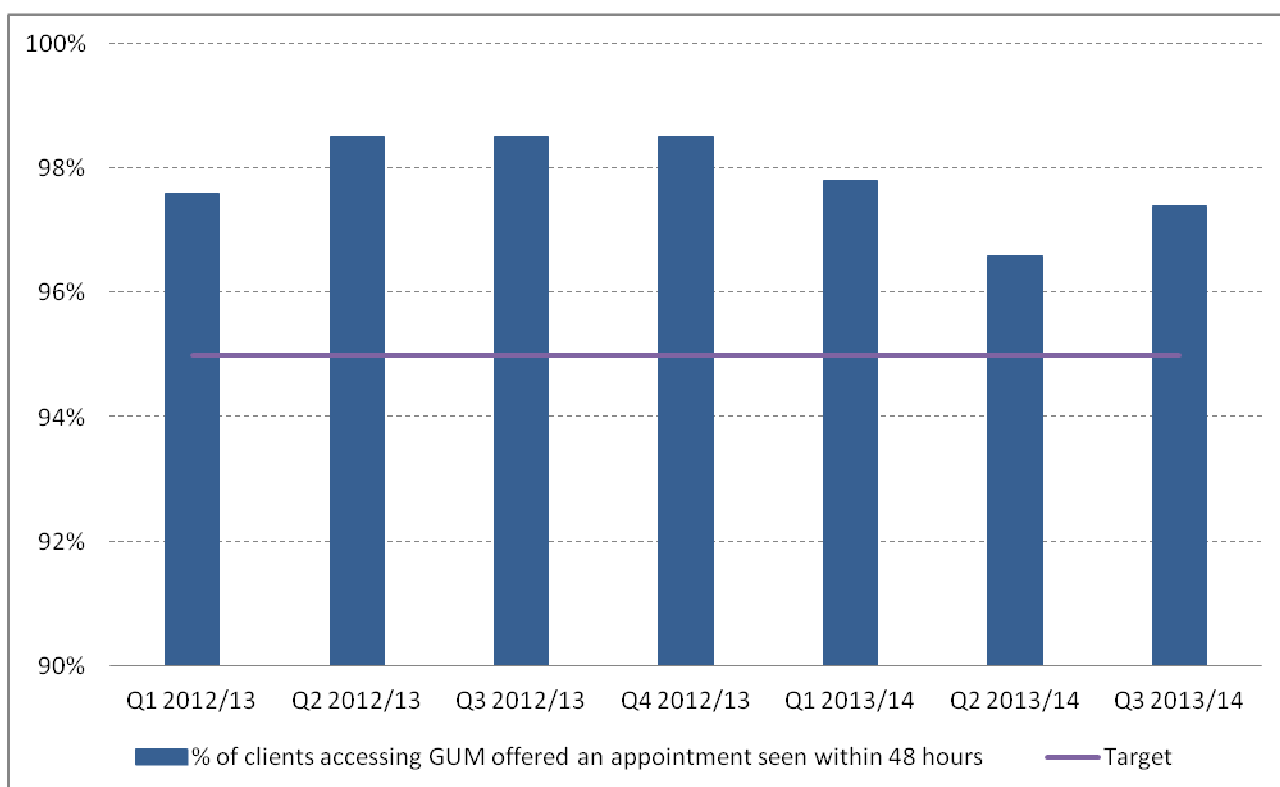
Public Health will be working this year to provide active feedback to CCGs and local Health & Wellbeing Boards on local results. Alongside this work Public Health will also be appraising future delivery options with a view to contracts being awarded in December in time for start in April 2015. The target remains to achieve 50% uptake rate this financial year.

Health checks are the Public Health Outcomes Framework Indicators 2.22i and 2.22ii.

**Data Notes:** Higher values and percentages are better. Source: KCHT. Indicator Reference: PH/AH/01

**Community Sexual Health Services : Proportion of clients accessing GUM offered an appointment seen within 48 hours**

**GREEN** ↑



Trend Data –by Quarter	Target	2012/13			2013/14		
		Q2 (Jul-Sep)	Q3 (Oct-Dec)	Q4 (Jan-Mar)	Q1 (Apr -Jun)	Q2 (Jul-Sep)	Q3 (Oct-Dec)
% offered an appointment seen within 48 hours	95%	98.5%	98.5%	98.5%	97.8%	96.6%	97.4%
RAG Rating	-	Green	Green	Green	Green	Green	Green

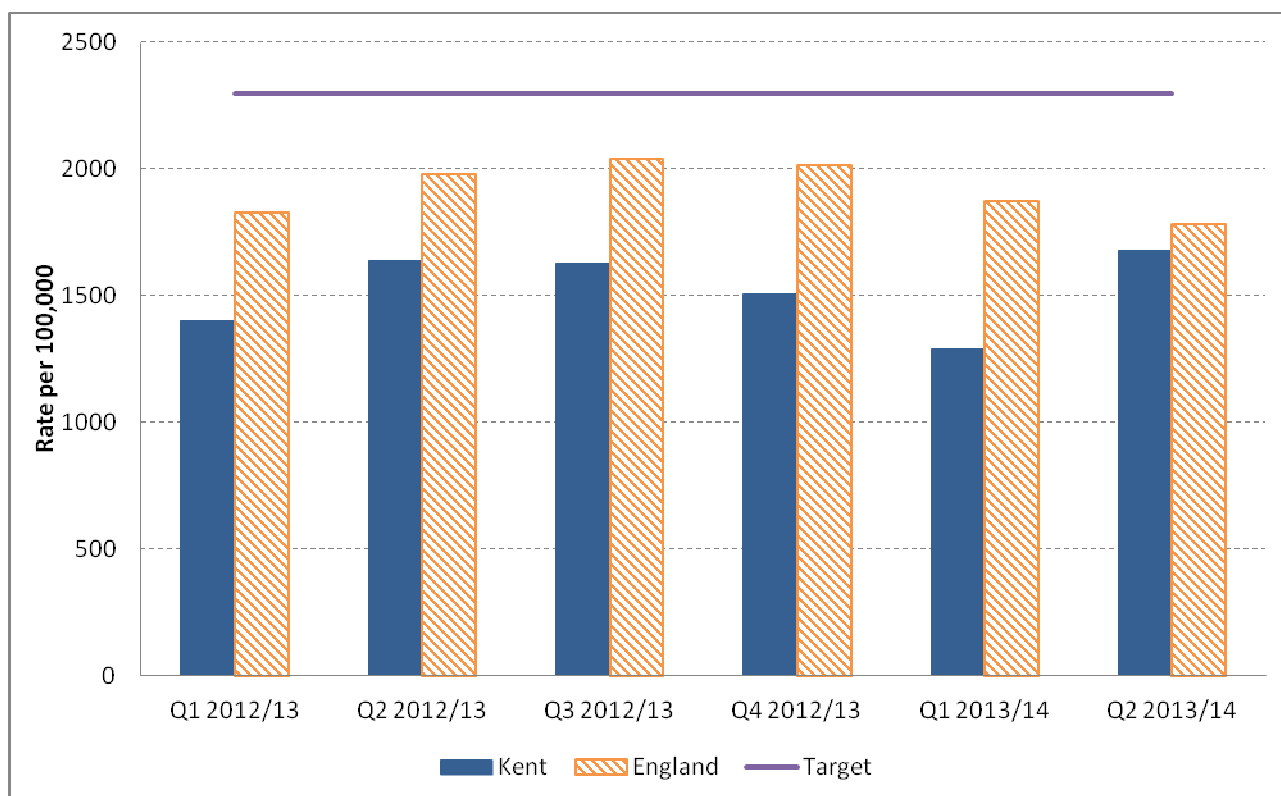
**Commentary**

GUM (Genitourinary Medicine) clinics in Kent consistently offer the majority of clients an appointment within 48 hours, performing above the high target of 95%.

Performance of this service is being monitored in quarterly performance monitoring meetings with the commissioned providers

GUM figures are not reported Nationally; therefore we are unable to make comparisons.

**Data Notes:** Higher values are better. Data source: Provider. Indicator Reference: PH/SH/01



Trend Data –by Quarter	Target	2012/13		2013/14	
		Q3	Q4	Q1	Q2
Screening Uptake	-	10,269	9,268	8,240	10,061
Positive tests reported	7%	750   7.3%	693   7.5%	594   7.2%	772   7.7%
rate per 100,000	2,300	1,631	1,507	1,292	1,679
RAG of Positivity Rate	-	Red	Red	Red	Red
England rate per 100,000	2,300	2,040	2,016	1,872	1,785

### Commentary

Concerns have been identified regarding performance of this service. The provider implemented an action plan to tackle the shortfall of positivity; this included public health campaign activity, radio messaging, promotional materials and the establishment of improved and focused internal performance measures and targeting of at risk groups/communities.

The target population in Kent of people aged 15 – 24 years old is 183,899. To meet the National target of the positive rate of 2,300 per 100,000, Kent would need 4230 positive diagnoses; using the NCSP calculator tool there would need to be population coverage of 32.9% equalling 60,424 tests.

Community sexual health services are currently out for tender and new services will be place for January 2015.

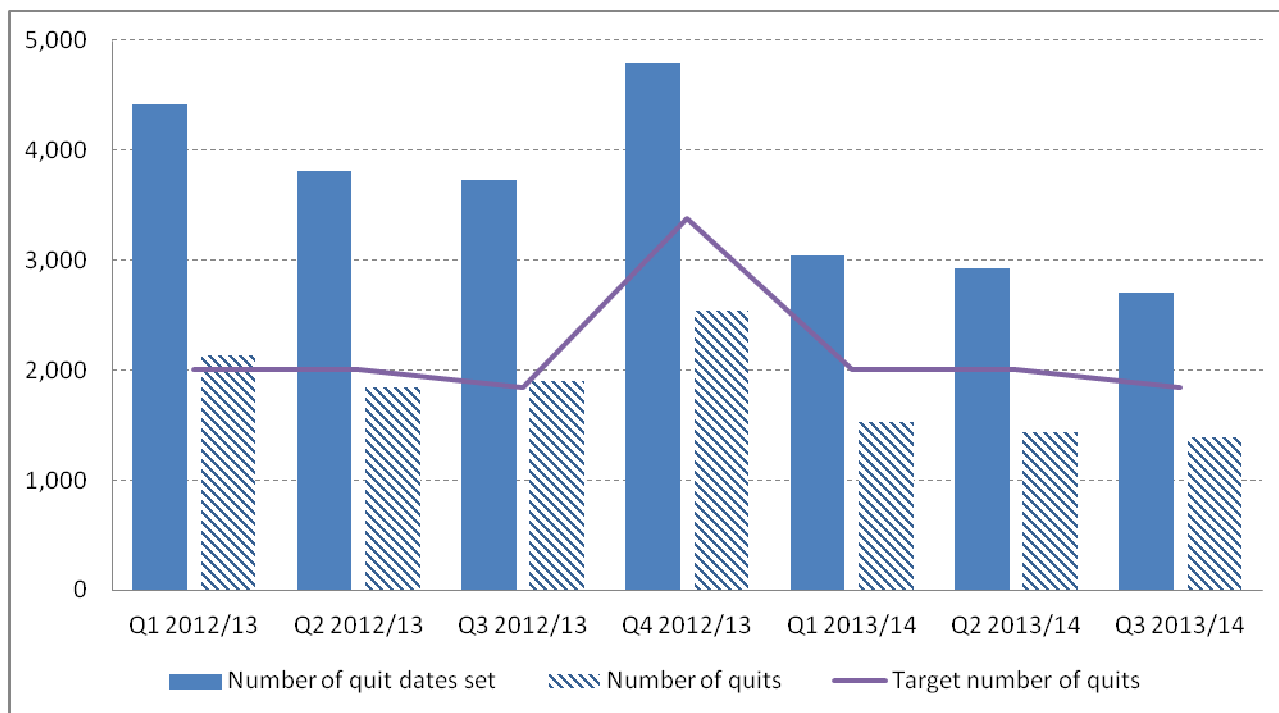
Please note Quarter 1 has been amended from the previous report. Q3 figures will not be published Nationally until June alongside Q4.

Chlamydia Diagnoses is Public Health Outcome Framework Indicator 3.02

**Data Notes:** Higher values are better. Data Source: NCSP CTAD. Indicator Reference: PH/SH/02

## Stop Smoking Services

RED ↓



Trend Data – quarter end	2012/13			2013/14		
	Q3	Q4	Full 2012/13	Q1	Q2	Q3
Number of quit dates set	3,730	4,787	<b>16,758</b>	3,050	2,926	2,704
Target number of quits	1,849	3,386	<b>9,249</b>	2,007	2,007	1,849
Number of quits	1,899	2,541	<b>8,412</b>	1,529	1,439	1,394
Proportion of target quitting	102.7%	75.0%	<b>90.9%</b>	76.2%	71.7%	75.4%
RAG Rating	Green	Red	Amber	Red	Red	Red

### Commentary

Kent Public Health has continued to monitor the poor performance of smoking cessation services in relation to the target number of quits; the provider is attending monthly performance meetings where an action plan and proposed trajectory will be monitored.

Kent Public Health is currently modelling smoking cessation service targets for 2014/15, with an emphasis at CCG level.

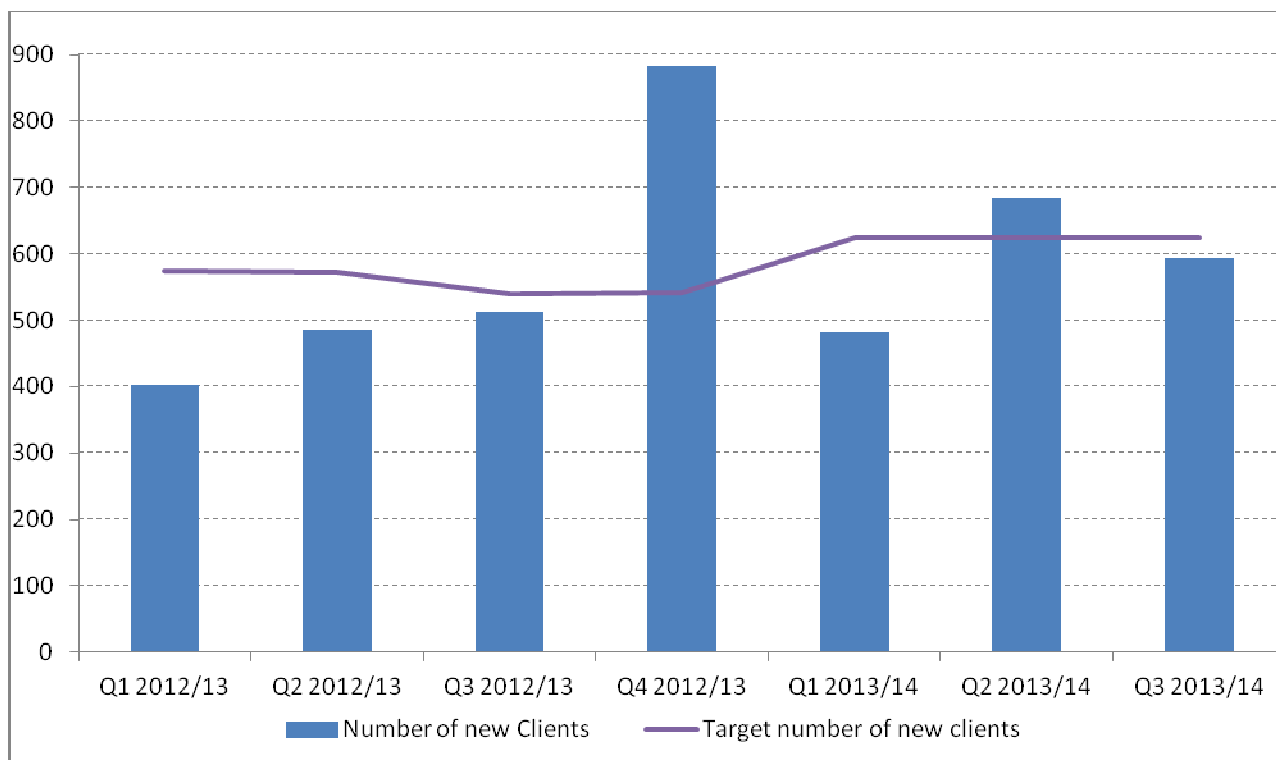
Please note the figure for Q1 and Q2 2013/14 have been amended following an updated Department of Health submission.

**Data Notes:** Data Source: Department of Health Data return by KCHT. Indicator reference: PH/AH/02



Health Trainers – proportion of new clients

GREEN ↓



Trend Data – quarter end	2012/13				2013/14		
	Q1	Q2	Q3	Q4	Q1	Q2	Q3
Number of new Clients	402	486	513	883	482	684	593
Target number of new clients	574	572	540	541	625	625	625
% of target	70%	85%	95%	163%	77%	109%	95%
RAG Rating	Red	Amber	Amber	Green	Red	Green	Amber

**Commentary**

The health trainer service is continuing to develop reporting mechanisms with Kent Public Health in order to become more output and outcome focussed.

New performance indicators are currently being developed for 2014/15.

**Data Notes:** Source KCHT. Indicator Reference PH/AH/04